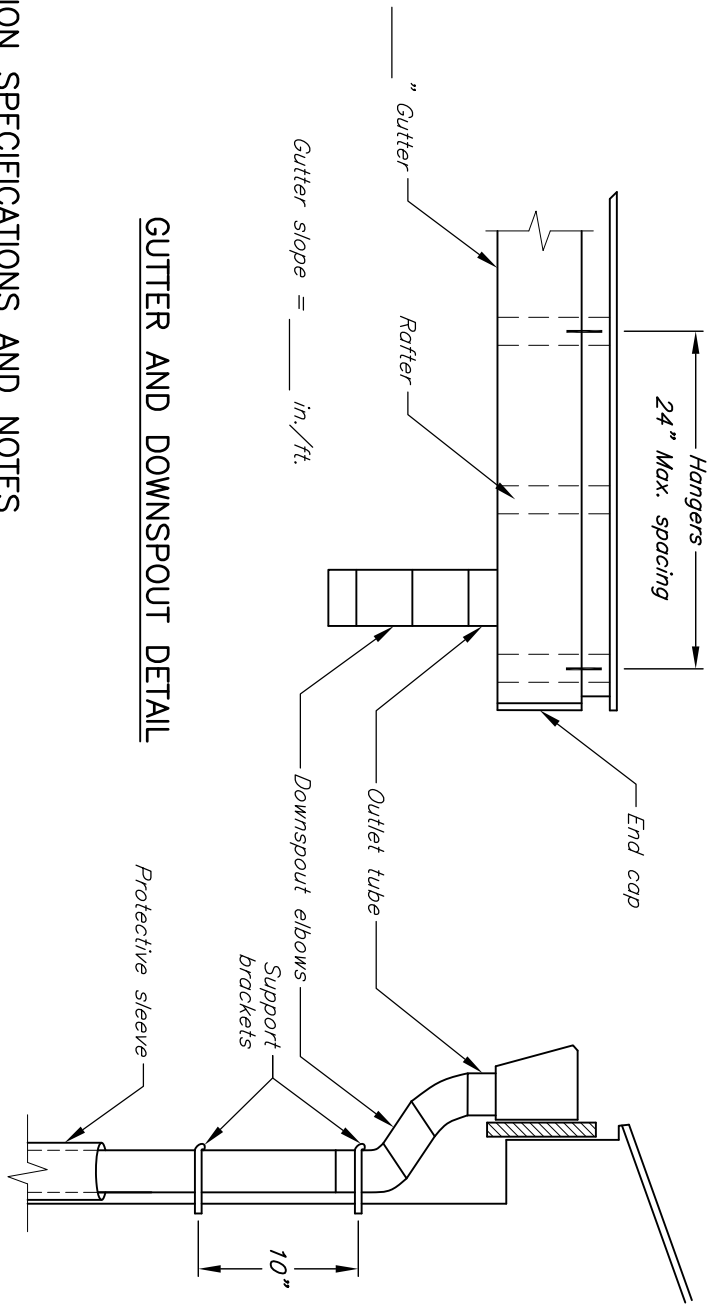
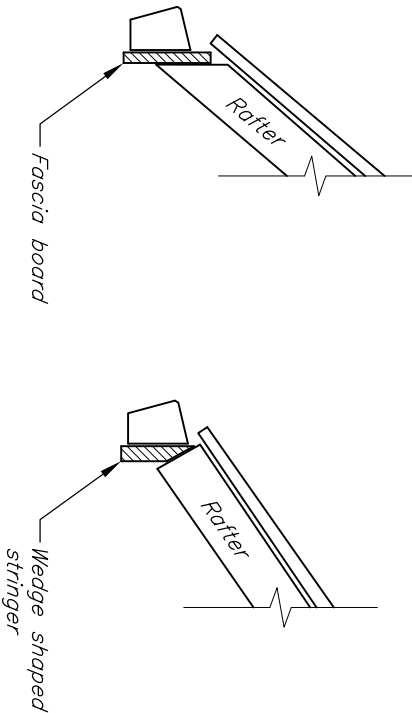




NY-ENG-JS558
July 2002
May 2005



GUTTER AND DOWNSPOUT DETAIL

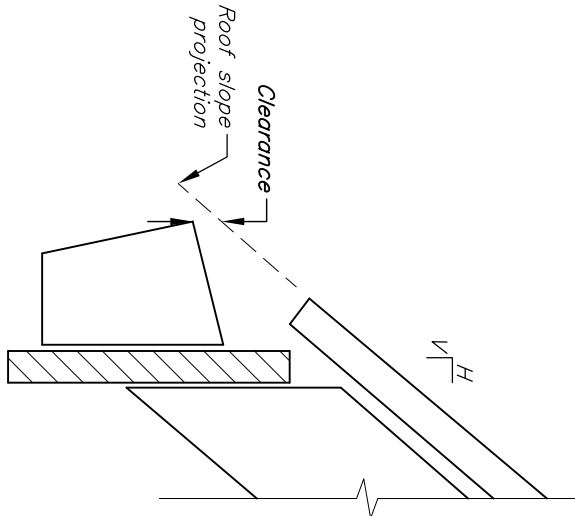


FASCIA AND STRINGER DETAIL

- Gutter shall be corrosion resistant material of sufficient thickness to prevent flexing between supports. Aluminum gutters shall have a nominal thickness of (0.027) inches. Aluminum downspouts shall have a nominal thickness of (0.020) inches. Galvanized steel gutters shall have a minimum thickness of (28) gauge. All gutters shall have end caps.
- Dissimilar metals shall not be in contact with each other.
- Gutters shall have continuous backing support with a vertical face. A wedge shaped stringer may be used for support. Rafter ends and fascia boards shall be sound.
- Hangers shall be located a maximum of (24) inches apart and nailed to fascia board or roof sheathing at rafter locations.
- Downspouts shall be securely fastened at the top and bottom with support brackets and shall have intermediate supports brackets at a minimum spacing of (10) feet where not housed within a protective sleeve.
- All gutter joints shall be made watertight by use of mastic or caulking.
- Expansion joints shall be used on straight runs of (40) feet or more and where the gutter system is not free floating. If gutters are co-extruded follow the manufacturer's recommendations.
- Gutters shall be placed below the roof slope line projection with a minimum clearance as shown in the drawings.
- When downspout empties onto ground, there shall be an elbow or splash pod.
- A protective sleeve of PVC Sch. 40 or steel pipe shall be placed around downspout if exposed to machinery traffic or livestock. Sleeve shall be a minimum height of (6) feet.

CONSTRUCTION SPECIFICATIONS AND NOTES

CLEARANCE	
ROOF SLOPE	DISTANCE
12H : 12V	1/2"
12H : 7V	1/2"
12H : 5V	3/4"



CLEARANCE DETAIL

ESTIMATED QUANTITIES		
ITEM	UNIT	QUANTITY
___" Gutter	Ft.	
End caps	Ea.	
Outlet tubes	Ea.	
Expansion joints	Ea.	
Hangers	Ea.	
Fascia board	Ft.	
Downspout elbows	Ea.	
Downspout	Ft.	
___" x ___"		

NOT TO SCALE

B.M. Elev. _____

B.M. Desc. _____

Date _____

Designed _____

Drawn _____

Checked _____

Approved _____

Title _____